


Coast Lines



Volume 6

Newsletter for Coastal Quilters of Santa Barbara

June 2005

Programs

Our guest this month is Marti Michell. I guess you could call her the “Queen of a Better Way”. One of the first to embrace the innovations of rotary cutters and new template material, she has figured out better ways to use the tools we have and better ways to think about how we do things. If you were lucky enough to catch her appearance on Simply Quilts a couple of months ago, you know what I mean. Her way of looking at how we do our basic skills and ways to improve that will be of benefit to all. She will be teaching her “Log Cabin Quilt As You Sew” class which incorporates many skills and yields a beautiful double-side log cabin quilt. This will be a hands-on process class and I guarantee that everyone will come away a more efficient quilter. As of this writing there are still two spaces left, so hurry. Her website is www.frommarti.com.


In July we will have the new members picnic, potluck details to be supplied by the membership folks. It is always a relaxed, good time with lots of opportunity to talk with old friends and make some new ones!!

The guild’s Silent Auction will be the August program (details in a separate article).

In September, we will have a two-day workshop (Friday and Saturday) with Erika Carter. Her lyrical quilts, often dealing with emotions and concepts, have shown all of us a way to get a greater depth of feeling into our work. This workshop will focus

on fostering the intuitive being within all of us and allow us to make decisions based on our intuition and feelings. The first item on the supply list is an open mind, so come have fun exploring your muse, but please remember to give that inner child a full two-days to play! Although Erika does not have her own website, her work can be found at www.americanartco.com.

All workshops will start at 8:30 (for set-up) and end at 3:30.



July Meeting: ANNUAL POTLUCK DINNER! July 14, 5:30 PM

The Coastal Quilters’ Guild annual potluck dinner and meeting will begin at 5:30 pm on Thursday, July 14. The dinner will be held outside on the church patio. Please bring a folding chair or two in addition to a favorite finger food to share.

Last names starting with letters **A - H** should bring **salads**.
Last names starting with letters **I - O** should bring **appetizers**.
Last names starting with letters **P - Z** should bring **desserts**.

New members don’t have to bring food!

The July meeting is specially planned to honor our new members, which means all those who have joined CQG since last June. This social evening offers a wonderful opportunity for us to get to know each other better.

Be prepared for a feast and some entertainment as well. Hope to see you all!

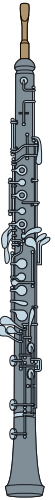
—The Welcome Committee

Challenge Quilt

Will you applique an aria,
Or piece me a prelude?
Sew, by hand, a symphony,
Or embroider an etude?

You can pick up some pins,
Some fabric and Ginghers,
Find a cutter and a thimble
To put on your finger.

It’s time to get started
On your quilt for the show.
Music’s the theme—
Are you ready? Set! Go!



President's Message

It is hard to believe we are just about through the first half of the year. When I was teaching I used to look forward to the summer vacation knowing I would have time to put into quilting. Professional machine quilting was not available and had not gained acceptance when I first teaching. Remember those days of being aghast at a machine quilted quilt? It was about the mid 80's that machine quilting was beginning to show up. I would put a quilt top together over the summer and then have the rest of the year to finish the hand quilting. Now, thanks to people like Harriet Hargrave and Carol Bryer Fallert winning Best of Show in Paducah in 1989, machine quilting is here to stay and is admired. It certainly does make life a lot easier in moving quilt tops into finished quilts. Now, being retired and in California is like a summer vacation all year - or so they tell me. I'm no

great shakes at machine quilting but there are all sorts of sources available to get the job done.

Did you have a chance to go to the special sale our neighbors to the south did for us on May 21? We owe a big thanks to **Barons, Cotton and Chocolate, Quilter's Studio, Quilt Ventura** and **Stitcherz** for arranging this sale for us and for donating the wonderful door prizes for our May meeting. Hopefully, some of our members will have discovered some great new shopping - and there also are couple of Targets when you go south!

It is with sadness that I note the passing of Norma White. Although a non-quilter she loved what we were doing and faithfully sat in the second row at our meetings. She was Susan West's aunt and part of the Samarkand group. We will miss her.

—Betty Kelley



GARDEN PARTY INVITATION

The staff of Grant House Sewing Machines and I invite you to our first Garden Party and Open House Saturday, June 25, 11am-5pm. It's a wildflower riot of events, speakers, sew&go demos, and a trunk show not to miss. Join us for exciting specials on many gotta-have-it products including free-motion marvel, Nancy Hepp's fabulous Sew Slip, and world recognized state-of-the-art Bernina Artista/Aurora BSR and Pfaff Grand Quilter sewing and quilting systems. As a bonus, Lilly Marie Amaru, quilting master gardener and inventor of The Wave Ruler, will introduce and demonstrate an extraordinary new product, The Circle Ruler, proving once again that the world is, indeed, round in every direction. Coastal Quilters are encouraged to bring their membership cards! Grant House Sewing Machines has been completely reorganized for your convenience. (Whew! What a lot of work.) We are sure you will be pleased with the changes. We just can't wait to see you. RSVP or just drop in.

Susan Fountain, Manager
Grant House Sewing Machines



June Supply List: Marty Michell's *Log Cabin Quilt As You Sew*

Materials List:

Sewing Machine

Routine sewing supplies

Large square ruler, if you want one.

Rotary cutter, ruler & mat (at least 12" x 18")

Minimum Fabric Requirements (just to learn the technique)

1 - approximately 18" square of batting

1 - approximately 18" square of backing fabric

1 - fat quarter light colored fabric (or assorted light scraps)

1 - fat quarter dark fabric (or assorted dark scraps)

1 - small contrasting scrap for center of block

Optional Fabric Plan

Pick a quilt from pages 1-26 of *Weekend Log Cabin Quilts* by Marti Michell and bring appropriate supplies for it. Marti will bring some books that you can purchase at the lecture or if you want it ahead, ask at your favorite quilt shop or order from Marti's website (www.frommarti.com). The cost of the book is \$10.00. The book is not a requirement.

A Letter from the Quilters Hall of Fame

Dear Quilters:

I just had the privilege of previewing the documentary "The Great American Quilt Revival" that is being made by Bonesteel Films in partnership with UNC-TV on the history of the 20th century quilt revival. What a thrill to watch it all finally come together for it has been almost two years since the idea for such a project germinated in Georgia Bonesteel's creative mind. It is such a joy to see this late 20th revival captured on film and for QHF to be part of this from the get-go! It feels like a birthing! This film is the creative transformation that quilting has gone through these past 35 some years, but also the transformation that quilters themselves have gone through in those same years and salutes the emergence of the quilt as art — the art quilt. As many of you may know, Bonesteel Films brought its film crew to Marion, Indiana, in July 2004 and shot footage of the Grand Opening of The Quilters Hall of Fame and inter-



viewed the Honorees as part of this documentary.

The completed documentary is now being marketed to PBS stations around the country and will be aired beginning Nov 2005. If public demand is strong enough, you will have a better chance of your local PBS picking it up and airing it locally. Call or e-mail your local PBS station or visit their website and ask for it by name - "The Great American Quilt Revival". Then keep your eye on your local PBS schedule and watch for the announcement of its airing in your area. Meanwhile, go visit the Bonesteel Films website — <http://www.bonesteelfilms.com/GAQR.html>. Yes, a DVD will be available and will include additional footage that didn't make the 55 minute time limit set for the television version. It will be available through the QHF gift shop this summer - possibly in time for Celebration.

For those planning to attend The Quilters Hall of Fame Celebration 2005 and Bets Ramsey's induction, be prepared for a sneak preview of the film. Hope to see some of you there!

Karen B. Alexander
President-elect
The Quilters Hall of Fame

Ten Encouraging Reasons to Turn in Your Opportunity Ticket Money Early!

1. You can check it off your to-do-list.
2. You will have one less item taking up space in your sewing room.
3. You won't need to save some vacation money to put towards the tickets in the future.
4. If they get lost, you might spend precious quilting time trying to find them.
5. Your nightmares of Opportunity tickets chasing you will cease.
6. By turning them in early, it will remind you to pick up more tickets to sell.
7. Face it, you would rather be thinking about your Quilting project than tickets.
8. For the rest of the year, you will have the satisfaction of knowing you have contributed towards the guild's programs and projects.
9. You know you have the winning ticket, so turn it in!
10. Once we have 100% of the tickets turned in, you won't have to read anymore of these nagging reminder announcements.

Your contact to turn in ticket money and pick up more tickets is Judy Gorrindo. Just look for the Opportunity Quilt at the June meeting and Judy won't be far away.

Satellite Group News

There is currently a new group forming that needs more members. Joining a satellite group is a way to meet other quilters in a smaller scale than the guild meetings. In groups of 8 or more, quilters meet in members' homes. Some groups are social, some do projects monthly or annually, exchanging information and experiences along the way.

If you are interested please call the committee chair, Monte Farris (682-0166).

September Workshop: Erika Carter

People come to quilting for the love of it, take workshops, and then often become caught in the competition for attention (shows, sales, publications, etc.), which often takes the artist further and further from personal authority. This class creates a nurturing environment in which an artist can become unblocked and develop or redevelop a hunger to work.

This workshop explores personal imagery by investigating the richness of a chosen subject and applying this information to the student's work. After completing some fun, basic creativity exercises that incorporate word association, music, sketching and design with their chosen personal subject, students will develop a composition/project based on their expanded understanding of their subject. In addition, there will be several class exercises. Students should not expect to create finished quilts. This is a process workshop versus product workshop. Developing confidence in making intuitive decisions for personal expression will be emphasized. By working in a respectful, supportive atmosphere, students will be encouraged to do innovative, personal work.

Student Supply List

- Eager, open mind (leave the critic behind!)
- Flannel or felt sheet for the design wall
- Sewing machine (optional, bring if machine is a part of your design process)
- Extension cord
- Basic sewing supplies
- Fabric: Remember, fabric is your paint! Bring more than you think you need
- Beads, toys, yarns, etc. for embellishing your composition (optional)
- Inexpensive sketch pad and pencil (optional: colored markers)
- If you have a journal, bring it for your personal use
- Iron and ironing board (not everyone needs their own)
- Inspiration: Come with at least one subject in mind you wish to explore. Be willing to allow this subject to evolve and/or change. (This could be a curiosity about your current desire to work with lines, circles, etc.) Remember, we will be examining how this subject can be personalized. You may bring a picture of your subject if you feel it may be helpful.

COMMUNITY QUILTS

Hospice of Santa Barbara will be receiving the community quilts this year. Hospice serves people of all ages, faced with a life threatening illness, whose doctors have determined that they are in the last six months of their lives. A large team of professionals and volunteers work with the patients and their families, helping them to live each day as fully as possible when a cure is no longer an option. The focus of Hospice is to provide care and comfort as well as a resolution to end of life issues.

Hospice works with attending physicians, therapists, nurses and volunteers to care for patients suffering from any terminal illness, and regardless of ability to pay. Hospice of Santa Barbara is helping approximately 130 patients at any one time.



Serenity house, a residential six-bed facility run by Hospice and Visiting Nurses, provides round the clock care at its facility at 900 Calle de los Amigos. Pain management is provided as well as social, emotional and spiritual support. Patients may bring personal items to the facility and friends and family, including pets, may visit around the clock.

Our goal is to present this worthy organization with 150 quilts in December. To date we've received 60 beautifully stitched quilts. We are grateful to all of you who are helping us reach our goal.

If you have any questions or would like a kit or label,

please contact:

Marty Frolli: 968-4781 mafrolli@cox.net
or JoAnn Dovgin 682-2867 jdovgin@sbceo.org



Quilt History Study Group

The Quilt History Study Group's next meeting will be June 29th at 1 p.m. There will be a Presentation of Reproduction Fabrics and available sources for them Contact Dorothy Fitch for the location at 968-2837; donaldfitch@msn.com


Events Around California

For the complete SCCQG Calendar of Events, visit <http://www.sccqg.org>

June 4-5, 2005 : Antelope Valley Quilt Association - 28th Annual Quilt Show, “**Floral Fantasy.**” Saturday - 10 AM-5 PM; Sunday - 10 AM-4 PM. Antelope Valley Fairgrounds - Lilac Pavilion, 2551 W. Avenue H (Ave H at the 14 Freeway), Lancaster, California 93536. General Admission \$5. **Special Features:** Mini-Quilt Auction, Opportunity Quilt Drawing - Sunday at 3:30 p.m., Demonstrations, Drawing for Bernina Sewing Machine Donated by “Bolts in the Bathtub,” Vendors, Door Prize Baskets, Food. For more information, contact the show’s chairperson: <sott@sbcglobal.net> or 661-285-8501. <http://www.avqa.org/>

June 4-5, 2005: Orange County Quilt Guild Quilt Show, “**Delightful Treasures,**” Concordia University, Irvine. Saturday - 9:30 AM-4:30 PM; Sunday - 10 AM-4 PM. **Auction,** Sunday, 1 PM. Two day admission, \$7. **Special Features:** 300+ quilts and garments, 30+ Vendors, Quilters’ “Garage Sale,” Opportunity Quilt, Live auction with **Featured Artist Lyn Mann,** Children’s Special “Seek and Find” quest. For more information, contact Gail Conser at (714) 526-1889 or <gaconser@earthlink.net> http://www.orangecountyquiltersguild.com/quilt_show.htm

August 18-21, 2005: The Traveling Quilters Temecula Quilt-Away Retreat in the wine country. Join us for 2 nights/3 days or 3 nights/4 days of non-stop quilting. For information, contact <pamoverton@earthlink.net>



Advertising

If you are a member of the Coastal Quilters Guild and you sell products or services relating to quilts, you can be listed in this section of our newsletter. Your listing is free, and special attention will be paid to members offering discounts, “stash” cards, classes, or sale events. Please send your information to Newsletter Editor, PO Box 6341, Santa Barbara CA 93160. For specific questions, please e-mail Leslie Hogan at redduckmusic@earthlink.net.

✓ = Stash Card * = Discount to Guild Members ♦ = Sale Event ✂ = Classes Offered

Baron’s Fabrics *
379 Carmen Road
Camarillo, CA 93010
www.baronsewfab.com
482-9848

Blue Island Quilts ✓ ✂
5140 Hollister Avenue
(Magnolia Shopping Center)
Santa Barbara CA 93111
683-0112

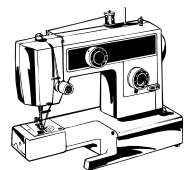
Craft Essentials *
187 S. Tumpike
Santa Barbara CA 93111
681-3115



Creative Memories by Juli Shulem * ✂
Create Quilt Albums using photo-safe albums & supplies.
www.creativememories.com/jshulem
(805) 964-2389

Grant House Sewing Machines * ✂
5152-A Hollister Avenue
(Magnolia Shopping Center)
Santa Barbara CA 93111
967-3680

Linda Karppinen
Quilt Appraisals
www.qalinkarp1@aol.com
563-0817




Nancy King
Santa Barbara Custom Quilting
www.sbcustomquilting.com
687-2063

Quilt Ventura ✓ ✂
4572 Telephone Road, #908
Ventura CA 93003
www.joey@quiltventura.com
658-9800

Note: Members of the Coastal Quilters Guild are entitled to run one free “classified ad” a year in the newsletter. If you have a special need or an item you wish to sell, contact the Newsletter editor for details. No other commercial advertising will be accepted.

July block of the Month



Old Glory Block

Finished Block Size: 12"
Unfinished Block Size: 12-1/2"

Fabric Selection:

Red, White, & Blue
Solids, or prints, a blue with stars?

Cutting:

- From Blue fabric cut one 9-5/8" square. Then cut the square corner to corner to produce the block's large blue triangle.
- From White fabric cut: two 3-5/8" squares which you will also cut corner to corner to obtain the block's three white triangles, and cut five 4" squares to be used with the following red squares to make the block's ten half square triangles.
- From Red cut: five 4" squares.

Assembly:

This block requires ten 3-1/2" half-square triangles each made from one 4" white square and one 4" red square. Put a red and white 4" square, right sides together, line drawn from corner to corner and sew 1/4" on either side of the line. Cut apart on the solid drawn line. Trim each half-square triangle to measure 3-1/2" square.

Starting at the lower left corner of the block and using the block as a guide for the correct orientation of pieces, sew the following vertical rows:

Row 1: sew one 3-5/8" triangle unit to a half-square triangle.

Row 2 sew one 3-5/8" triangle to two half-square triangle units.

Row 3 sew one 3-5/8" triangle to three half-square triangle units.

Row 4 sew four half-square triangle units together. Sew rows 1 through 4 together and complete the block by sewing the large blue triangle to upper left corner.

2005 BOM Winners to date are:

January Naomi Hicks

February Mary Iroio

March Jean Farnsworth

April Harriet Schmitt

May Ingrid Bergere

Join the fun and make a block or two!

New Members:

Nancy F. Tolivar
633 N. La Cumbre
Santa Barbara, California 93110
569-3626

Kathy Piasecki
5059 Walnut Park Drive
Santa Barbara, California 93111
967-1531

August Silent Auction !!!!!

O.K. Quilters! In August we are once again featuring our ever-popular silent auction. Although this event is not held every year, when we do it is always a crowd pleaser. There is, however a trick to this. **We need your contributions.** The auction is only as good as the amount of goodies we have. So start going through your stashes, looking at your supplies and figuring out what you can part with (to make way for more new stuff !!!). Remember, we are really looking for good, usable fabric that represents a style you no

longer work in, or extra that you don't need or tools that you don't use anymore. We have volunteers ready to take your contributions standing by and the sooner we can get it and get it ready for the auction, the faster the whole evening will go.

This is really a chance to help your guild (by bringing good quality materials) and help yourself (by buying other quilters' good stuff). I know we all have some of that "had to have it - don't know why I bought it, or how to use it" fabric taking up space. This is a *perfect* opportunity to free up your stash and recycle.

See Penny Odom at the guild meeting for questions or donations.

2005 Guild Officers and Appointed Committee Chairs

Elected Officers

President	Betty Kelley	962 0075
V P- Current Programs	Penny Odom	563 4979
V P- Future Programs	Linda Cassirer	565 0588
	Lora Martin	966 3685
Recording Secretary	Dorothy Oksner	684 3048
	Rochelle Schneider	964 4818
Corresponding Secretary	Robin Ruge	966 5882
Treasurer	Marilyn Martin	967 6821
Parliamentarian	Liz Turner	967 0741
Workshops	Dorothy Fitch	968 2837

Committee Chairs

Coastlines Editor	Leslie Hogan	964 0308
2005 Opportunity Quilt	Angela Moll	683 6622
	Robin Ruge	966 5882
	Judy Gorrindo	682 6592
Challenge Quilt	Oleta Bennett	964 2114
	Barbara Franklin	969 4082
Community Projects	Marty Frolli, JoAnn Dovgin	
Refreshments	Mary Iorio, Naomi Hicks	
	Jean Farnsworth	
2006 Opportunity Quilt	Diane Eardley, Cynthia Manzer	
Block of the Month	Becky Galup, MaryAnn Huggins	
Coastlines Distribution	Pat Bates	
Coastlines Layout	Peter Glatz	
Door Prizes	Jean McCaffrey, Francine Smith	
	Ky Easton	
Historians	Doris Gilman, Betty Libbert	
Librarians	Laura Nanna, Heather Georgakis	
	Kathy Laabs	
Membership	Nancy Wood, Arla Wardell	
Satellite Groups	Monte Farris	
Scholarships	Nola Ferguson	
SCCQG Representative	Susan West	
Special Events	Joann Conklin	
Webmaster	Megan Miley	
Welcome Committee	Lena Scharfeld, Nancy Snyder	
	Judy McCartney	
Workshops	Judith Nybakken	

May Door Prize Winners

Sandy Hess	Karen Pickford
Rachelle Schneider	Lynn Manchester
Kathy Draine	

Many thanks to our
May Door Prize Donors:

Quilters' Studio	Quilt Ventura
Baron's Fabrics	Cotton & Chocolate
Stitcherz	

In Memoriam

Long-time guild member Norma White passed away just before the May meeting. She was Susan West's Aunt.

BOOK DONATIONS NEEDED!

Need to clear out some clutter? If you have quilt/craft books and magazines to donate, please bring them to the Library at the June meeting—our Book Sale will be held in July, in conjunction with our New Members Welcome meeting. Thanks to all who have contributed books so far—we will add some donated books to the library and sell others to fund the purchase of materials Guild members have requested!

GUILD WEB PAGE ADDRESS:
HTTP://WWW.COASTALQUILTERS.ORG

THIS MONTH

June 9 Guild meeting 7 PM

Speaker: Marti Michell

- * Wear name tags
- * Sign up for refreshments for July
- * Return Library books

June 16 Board meeting at Maravilla

June 17 Newsletter deadline for July newsletter.


Guild meetings are held on the second Thursday of each month at 7:00 PM at St. Andrew's Presbyterian Church, 4575 Auhay, Santa Barbara, CA.

Please carpool, parking is somewhat limited. Coastal Quilters Guild of Santa Barbara and Goleta is a nonprofit, educational and charitable organization. The purpose of the Guild is to educate its members about the history and preservation of the art form of quilt making and its related topics; to learn new techniques and improve skills; and to inform the community at large about our quilt making heritage.

CoastLines Newsletter


This is a monthly publication. Newsletter articles will be accepted up until the 17th of June for the July issue.

Send articles to Editor:
Leslie Hogan
475 Los Verdes
Santa Barbara, CA 93111
e-mail: redduckmusic@earthlink.net



NEW MEMBERS AND MEMBERSHIP RENEWALS:

Mail your membership form, check or money order for \$25 payable to: Coastal Quilters Guild, Inc. Attention: Membership P.O. Box 6341 Santa Barbara, CA 93106



Guest fee: \$5.00

2005
I Madonnari



NON PROFIT ORG.
U.S. POSTAGE
PAID
SANTA BARBARA, CA
PERMIT No. 688

Coastal Quilters Guild
P.O. Box 6341
Santa Barbara, CA
93160